








I WRITE AFTER THE TRACE. COLOUR- NAPISZ PO ŚLADZIE. POKOLORUJ

 <p>Spring</p> <p>name: _____</p> <p>-----</p> <p>_____</p>	 <p>_____</p> <p>sun</p> <p>-----</p> <p>_____</p>	 <p>_____</p> <p>grass</p> <p>-----</p> <p>_____</p>
 <p>_____</p> <p>nest</p> <p>-----</p> <p>_____</p>	 <p>_____</p> <p>rain</p> <p>-----</p> <p>_____</p>	 <p>_____</p> <p>tulip</p> <p>-----</p> <p>_____</p>

Źródło strony: <https://pl.pinterest.com/pin/68328119320898065/>

II FIND THE ITEMS IN THE PICTURE, COLOUR. ZNAJDŹ PODANĄ LICZBĘ PRZEDMIOTÓW NA OBRAZKU, POKOLORUJ.



- | | | | | | | | | | | | | | | | | | | | |
|---|--|---|--|---|--|---|--|---|--|---|--|---|--|---|--|---|--|---|--|
| 2 | | 4 | | 4 | | 5 | | 4 | | 5 | | 7 | | 4 | | 6 | | 5 | |
| 1 | | 6 | | 7 | | 1 | | 3 | | 6 | | 7 | | 4 | | 7 | | 5 | |
| 3 | | 3 | | 4 | | 6 | | 2 | | 7 | | 5 | | 9 | | 6 | | 3 | |

papertraildesign.com

źródło strony: <https://pl.pinterest.com/pin/437764026282678083/>








snail- ślimak/ flower- kwiatek/ worm- robak/ grass- trawa/ tree- drzewo/ dragonfly- ważka/
 betele- żuczek/ umbrella- parasol/ plant- roślina/ bird- ptaszek/ mushroom- grzybek/
 bee- pszczołka/ cloud- chmurka/ wellies- kalosze

II LOOK AT THE FLOWERS, USE THE CUBES TO COUNT HOW TALL ARE THE FLOWERS, WRITE THE NUMBER/ PRZYJŹYJ SIĘ KWIATKOM , KORZYSTAJĄC Z KOSTEK OBOK, POLICZ JAKIE SĄ WYSOKIE, ZAPISZ LICZBĘ.

Base Ten Name: _____

Flower Measuring

Count and color the total number of cubes for each flower. Then write the correct number in the box .

 <input type="text"/>	 <input type="text"/>	 <input type="text"/>	 <input type="text"/>
 <input type="text"/>	 <input type="text"/>	 <input type="text"/>	 <input type="text"/>